

- Blaine**
Phone: (763) 786-6900
Fax: (763) 786-6901
- Burnsville**
Phone: (952) 808-9000
Fax: (952) 808-9001



NDBC
National Dizzy
& Balance Center

www.StopDizziness.com

- Edina (Southdale)**
Phone: (952) 345-3000
Fax: (952) 345-6789
- St. Paul**
Phone: (651) 221-0303
Fax: (651) 221-0302

INSURANCES ACCEPTED: Aetna, America's PPO, Auto, Blue Cross/Blue Shield, HealthEast, Medicare, Medica, Preferred One, Select Care network, Tri-care, Ucare, United Healthcare, Workers comp, more

Today's Date: _____
 Patient Name: _____ DOB: _____ Sex: M F
 Patient Phone: Home #: (____) _____ Work #: (____) _____
 Patient Primary Insurance: _____ Policy #: _____
 Specific Instructions: _____

COMPREHENSIVE WORK-UP
Physician Consultation, Diagnostic Testing, Physical Therapy
<input type="checkbox"/> EVALUATE & TREAT PER NDBC PROTOCOL: (EMR# MD) Initial physician consultation, Diagnostic Testing in our Balance Lab per NDBC protocols, Physical Therapy Evaluation, and a 5-10 week rehabilitation plan based upon initial findings. Monthly re-evaluations with a NDBC physician or physical therapist are made to determine continued treatment plans. All reports will be faxed to your office after each evaluation.
<input type="checkbox"/> CONCUSSION EVALUATION PROTOCOL: (EMR# MD-PC) Initial physician consultation, activity restrictions plan, Post-injury ImPACT and Computerized Dynamic Posturography testing, Physical Therapy Evaluation, and a 2-5 week rehabilitation plan based upon ongoing symptoms. All reports will be faxed to your office. Ongoing activity restrictions will be monitored by a NDBC physician and a final return-to-play decision will be made using NDBC's "Return-to-Play" concussion protocol.
<i>DIAGNOSIS OR REASON FOR REFERRAL:</i>

PHYSICAL THERAPY SERVICES
Physical Therapy Evaluation & Treatment ONLY
<input type="checkbox"/> EVALUATE & TREAT PER NDBC PROTOCOL: (EMR# PT) Physical Therapy Evaluation, baseline testing using Computerized Dynamic Posturography, and a 5-10 week rehabilitation plan based upon initial findings. All reports will be faxed to your office.
<input type="checkbox"/> POSITIONAL VERTIGO (BPPV) PROTOCOL: (EMR# PT-BPPV) Physical Therapy Evaluation, Video-Occulography evaluation of semi-circular canals for otoconia crystals, and canalith repositioning if indicated. If negative, our standard PT protocol above will be followed.
<input type="checkbox"/> PARKINSON'S PROGRAM PROTOCOL: (EMR# PT-PARK) Physical Therapy Evaluation with treatment sessions 4x/week for 4 weeks.
<i>DIAGNOSIS OR REASON FOR REFERRAL:</i>

AUDIOLOGY SERVICES																
Balance Lab Testing & Evaluations ONLY with Audiologist																
COMPREHENSIVE DIAGNOSTIC TESTING PROTOCOL: <input type="checkbox"/> EVALUATE PER NDBC PROTOCOL: (EMR# AUD-DX) Rotational Chair Testing, Video-Nystagmography (VNG/ENG) with caloric testing, Audiologic assesment, Computerized Dynamic Posturography, and Evoked Potential Studies. Specific tests <u>NOT</u> to be performed: <ul style="list-style-type: none"> <input type="checkbox"/> Rotational Chair Testing <input type="checkbox"/> Video-Nystagmography (VNG/ENG) <input type="checkbox"/> Audiologic assesment <input type="checkbox"/> Computerized Dynamic Posturography <input type="checkbox"/> Evoked Potential Studies Specific Instructions: _____																
SPECIFIC BALANCE LAB TESTS REQUESTED: <table style="width: 100%; border: none;"> <tr> <td style="width: 50%;"><input type="checkbox"/> Video-Nystagmography (VNG/ENG)</td> <td style="width: 50%;"><input type="checkbox"/> Comprehensive Hearing Evaluation</td> </tr> <tr> <td><input type="checkbox"/> Rotational Chair Testing</td> <td><input type="checkbox"/> Other: _____</td> </tr> <tr> <td><input type="checkbox"/> Computerized Dynamic Posturography (CDP)</td> <td>_____</td> </tr> <tr> <td><input type="checkbox"/> Evoked Potential Studies</td> <td>_____</td> </tr> <tr> <td><input type="checkbox"/> Vestibular Evoked Myogenic Potential (VEMP)</td> <td>_____</td> </tr> <tr> <td><input type="checkbox"/> Auditory Brainstem Response (ABR)</td> <td>_____</td> </tr> <tr> <td><input type="checkbox"/> Electrocholeography (ECOG)</td> <td>_____</td> </tr> <tr> <td><input type="checkbox"/> Otoacoustic Emissions (OAE)</td> <td>_____</td> </tr> </table>	<input type="checkbox"/> Video-Nystagmography (VNG/ENG)	<input type="checkbox"/> Comprehensive Hearing Evaluation	<input type="checkbox"/> Rotational Chair Testing	<input type="checkbox"/> Other: _____	<input type="checkbox"/> Computerized Dynamic Posturography (CDP)	_____	<input type="checkbox"/> Evoked Potential Studies	_____	<input type="checkbox"/> Vestibular Evoked Myogenic Potential (VEMP)	_____	<input type="checkbox"/> Auditory Brainstem Response (ABR)	_____	<input type="checkbox"/> Electrocholeography (ECOG)	_____	<input type="checkbox"/> Otoacoustic Emissions (OAE)	_____
<input type="checkbox"/> Video-Nystagmography (VNG/ENG)	<input type="checkbox"/> Comprehensive Hearing Evaluation															
<input type="checkbox"/> Rotational Chair Testing	<input type="checkbox"/> Other: _____															
<input type="checkbox"/> Computerized Dynamic Posturography (CDP)	_____															
<input type="checkbox"/> Evoked Potential Studies	_____															
<input type="checkbox"/> Vestibular Evoked Myogenic Potential (VEMP)	_____															
<input type="checkbox"/> Auditory Brainstem Response (ABR)	_____															
<input type="checkbox"/> Electrocholeography (ECOG)	_____															
<input type="checkbox"/> Otoacoustic Emissions (OAE)	_____															
AUDIOLOGY SERVICES: <input type="checkbox"/> TINNUTUS EVALUATION (EMR# AUD-TINNUTUS) <input type="checkbox"/> HEARING AID EVALUATION (EMR# AUD-AID)																
<i>DIAGNOSIS OR REASON FOR REFERRAL:</i>																

Physician Signature: (required) _____ **Phone:** _____
Physician Name: (print) _____ **Clinic/Location:** _____

SEE REVERSE SIDE FOR MAPS & DIRECTIONS - If you have any questions, call any NDBC location.

National Dizzy & Balance Center Locations

Burnsville Clinic

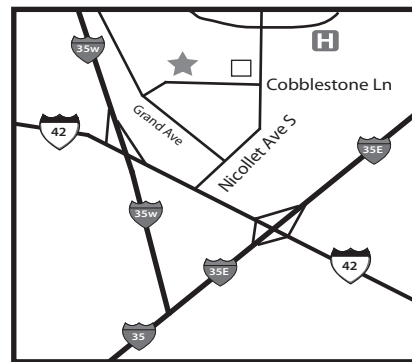
Burnsville Service Center
162 Cobblestone Lane
Burnsville, MN 55337
Ph: (952) 808-9000
Fax: (952) 808-9001

From 35E:

Exit on Co Rd 42 and go west. Proceed west and turn right on Nicollet Ave. to Cobblestone Ln and turn left. Proceed on Nicollet Ave and turn left on Cobblestone Ln.

From 35W:

Exit on Co Rd 42 and go east. Proceed east and turn north (left) on Nicollet Ave. Proceed on Nicollet Ave and turn left on Cobblestone Ln.



Blaine Clinic

Continental Business Center
1630 101st Ave NE., Suite 160
Blaine, MN 55449
Ph: (763) 786-6900
Fax: (763) 786-6901

**** Our building is located on the South East corner of Davenport and 101st Ave NE. ****

From The North:

Take Highway 65/Central Ave NE South to 105th Ave NE. Take a left on 105th Ave NE. Take a right onto Davenport St. NE. Follow to 101st Ave N and turn left.

From The South:

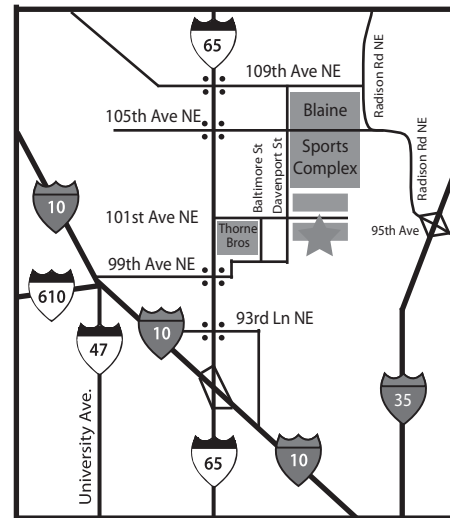
Take MN 65 N/Central Ave NE North. Look for the Thorne Brother's Fishing sign, take a right on 101st St NE. Follow to our building on the right.

From The West

Take US 10 east to MN 65/Central Ave NE. Turn left onto MN 65/Central Ave NE. Take right onto 101st Ave NE.

From The North / East

Head South on I-35W S. Take exit 30 for US-10 W. Take the MN-65/Central Ave exit, go North on MN-65/Central Ave. Turn right onto 101st Ave NE. **ALTERNATE** - Head South on I-35W S. Take exit 32 for 95th Ave NE. Take right, go 2 miles to 105th Ave. Take Left. Go West .7miles. Take a left onto Davenport St. NE. Follow to 101st Ave N and turn left.



Edina (Southdale) Clinic

6700 France Ave., Suite 300
Edina, MN 55435
Ph: (952) 345-3000
Fax: (952) 345-6789

****Handicap parking is located in the rear of the building. Park there, enter building, then follow the signs to our 6700 building to the left, up the elevator to third floor.****

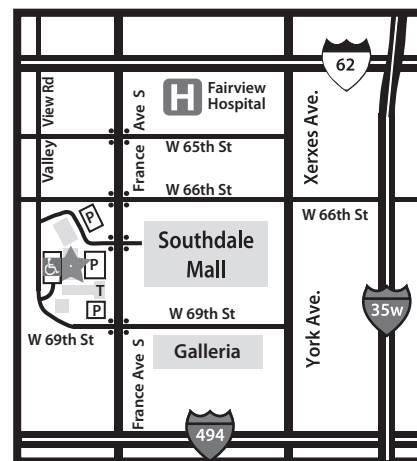
Our clinic is located in the 6700 Building on France Ave., across the street from Southdale Mall on the west side.

From The North:

Hwy 62 to France Ave S. Go South on France to the 4th set of stoplights, take right into our complex, left into our parking lot.

From The South:

Hwy 494 to France Ave S. Go North on France Ave. to the stoplights just after W 69th St., take left into our complex, and left again into our parking lot.



St. Paul Clinic

Ft. Road Medical Building
360 Sherman Street, Suite 390
St. Paul, MN 55102
Ph: (651) 221-0303
Fax: (651) 221-0302

From The North:

Take I-35E South to I-94 Westbound. Take I-94 West to Marion Street exit, drive 1 block and turn left on Marion Street and cross I-94. Turn left on Kellogg Boulevard West. Follow Kellogg to Smith Avenue. Turn right on Smith and go to Sherman St. Take left and another left into parking area.

From Minneapolis

Take I-94 East to Marion Street exit. Go straight ahead to Kellogg Boulevard and continue on Kellogg to Smith Ave. Turn right on Smith and go to Sherman St. Take left, and another left into the parking area.

From The Southwest:

Hwy 35E north to Grand Ave. Exit. Turn right onto Grand Ave. Go one block, turn left onto Smith Ave. Proceed one block and take a right on Sherman Street. Take next immediate left into the parking area.

From The Southeast:

Take Highway 52 North to West Seventh Street. Turn left on West Seventh Street and proceed through Dwtwn area. Turn right on Sherman Street, and then another right into the parking area.

From the East:

Take I-94 West to the Marion Street exit. Drive 1 block and turn left on Marion Street and cross I-94. Turn left on Kellogg Boulevard West. Follow Kellogg to Smith Avenue, turn right on Smith and go to Sherman St. Take left and then another left into the parking area.

